




# Student Login Directions

## Simplified Password

Dear Parents and Family,

Your child is using one or more solutions provided by n2y which include a student login option that they can use at home. This option supports your student's ongoing educational needs in all capacities and will help keep them engaged while being supported virtually or through remote learning. This may include the digital delivery of:

-  Unique Learning System lesson activities.
-  Positivity behavior management strategies.
-  L3 Skills game-based skill building activities.



Where would you like to go?



The available content has been configured by me and is tailored to your student's learning needs. Please note that strategies we use in the classroom to manage behavior will be automatically delivered based on the time of the day to help your child maintain their routine and supports.

Digital access to these solutions will allow your child to interact with the same predictable format as they would in the classroom. Please keep the second page of this letter for reference in assisting your student in logging in.

*\*Please note that while n2y provides the option for home access through the student login feature, service providers are responsible for enabling this feature. Service providers (teacher, SLP, OT, etc.) may provide login information and/or distribute materials to parents through their own preferred methods that align with their own policies. n2y will not reset student passwords or otherwise provide access to sensitive information.*



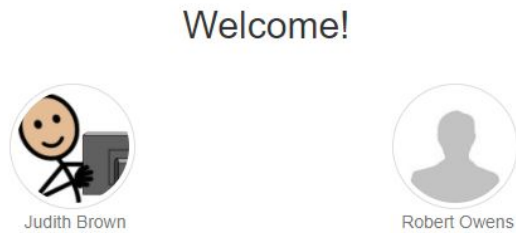
# Student Login Directions

## Simplified Password

Your child's classroom has a classroom login link that is unique to their classroom. Your child has been issued their own simplified password\*. The following directions are being provided so that you may support your child to log in at home.

### How to log in to Student View:

1. Navigate to the classroom login link.
2. Select your name.



3. Enter your password.
4. Select Sign In.



After completing the steps above, your child will now have access to Student View. The available content has been configured by me, your service provider (teacher, SLP, OT, etc.), and is tailored to your student's learning needs. Please direct any questions, concerns or technical issues to me.

Thank you for supporting your child in this process.

Sincerely,

*Maryann Combs*

**\*\*All student passwords  
are the students name and  
1234  
ex: Maryann1234**

\*Please note that while n2y provides the option for home access through the student login feature, service providers are responsible for enabling this feature. Service providers (teacher, SLP, OT, etc.) may provide login information and/or distribute materials to parents through their own preferred methods that align with their own policies. n2y will not reset student passwords or otherwise provide access to sensitive information.

